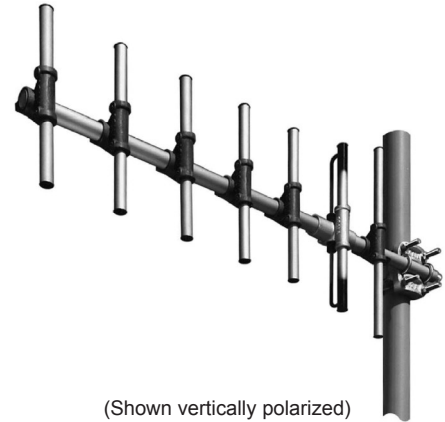


The Scala CA7-500 yagi antenna is intended for use in professional fixed-station applications in the 490-512 MHz band. It features:

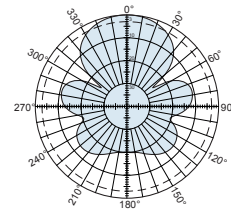
- Internal balun and dipole feedpoint sealed within the boom assembly.
- Balanced feed system with no capacitors for superior performance in icing conditions.
- All aluminum components anodized for corrosion resistance.
- Heavy wall anodized aluminum pipe and tubing.
- Heavy duty aluminum castings and stainless steel hardware.
- Entire antenna at DC ground potential.
- Dual and quad arrays available.



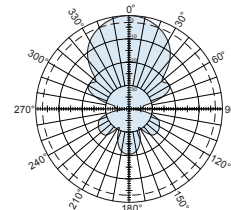
(Shown vertically polarized)

Specifications	CA7-500
Frequency range	490—512 MHz
Gain	10 dBd (12.15 dBi)
Impedance	50 ohms
VSWR	<1.35:1
Polarization	Horizontal or vertical
Front-to-back ratio	>18 dB
Maximum input power	250 watts (at 50°C)
H-plane beamwidth	53 degrees (half-power)
E-plane beamwidth	41 degrees (half-power)
Connector	N female
Weight	6.5 lb (2.95 kg)
Dimensions	36.5 x 12.5 inches (927 x 318 mm)
Wind load	at 100 mph (161 kph)
Front	21 lbf (93 N)
Wind survival rating*	120 mph (193 kph)
Shipping dimensions	48 x 26 x 6 inches (maximum) (1219 x 660 x 152 mm)
Shipping weight	12 lb (5.4 kg)
Mounting	For masts of 2.375 inches (60mm) OD.

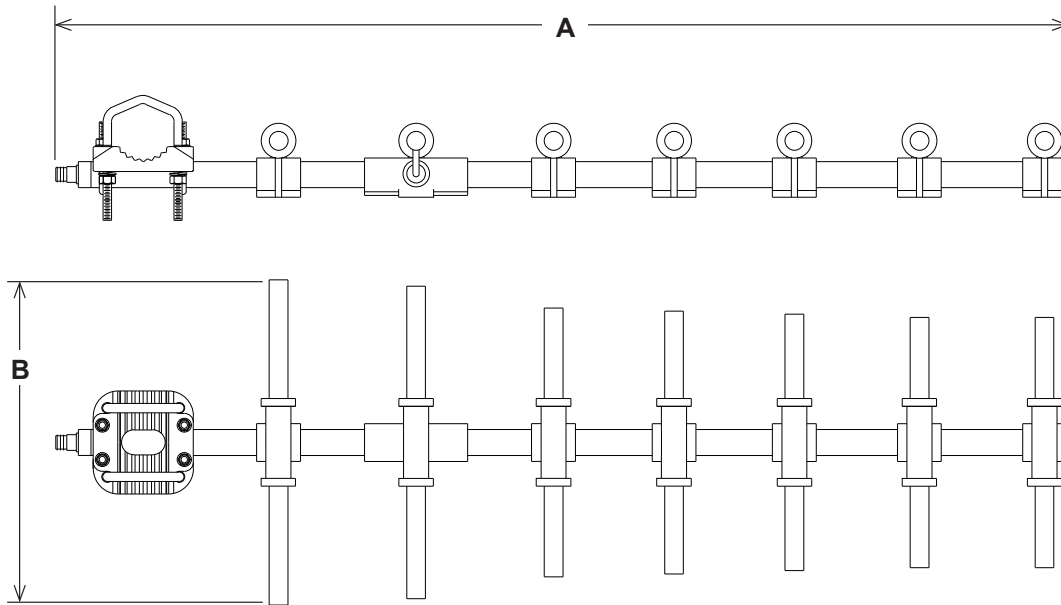
* Mechanical design is based on environmental conditions as stipulated in TIA-222-G-2 (December 2009) and/or ETS 300 019-1-4 which include the static mechanical load imposed on an antenna by wind at maximum velocity. Contact Kathrein Broadcast USA for further details.



H-plane
Horizontal pattern - V-polarization
Vertical pattern - H-polarization



E-plane
Horizontal pattern - H-polarization
Vertical pattern - V-polarization



(Shown vertically polarized)

Dimensions

Model	A	B
CA7-500	36.5 inches (927 mm)	12.5 inches (318 mm)

Order Information

Model	Description
CA7-500	490—512 MHz Yagi antenna

30024a subject to alteration